

2024-2025 Annual Report



Celebrating 20 years of dedicated service to the East Columbus community, **Columbus Arts & Technology Academy (CATA)** is an award-winning public charter school that provides an innovative EK-12 education enriched with Art, Media Arts, and Technology. The school's updated facility features a modern design that allows for the expansion of its Career Technical Program and Unified Arts team. CATA offers a variety of pathways for secondary students, including career certifications and career-based intervention support. Students have the

opportunity to begin earning college credits as early as seventh grade through the College Credit Plus program. The school offers a robust array of extracurricular activities and sports, including Basketball, Cheerleading, Soccer, Track, and Volleyball. CATA supports families with a fee-based before and after-school program as well as free breakfast, lunch, counseling, and transportation services

Mission: To prepare students for a college preparatory high school that will ensure success and graduation from a four-year college.



Board President

Damian Giammarco

Board Treasurer

Nick Euton

Board Secretary

Matthew Jacobs

Board Members

Natasha Cornelius

Marcus Morris

Authorizer

Ohio Council of Community Schools

Fiscal Officer

Dave Massa

Principal

Mackenzie Eickenberry

SVP

Natalee Long

Grades Served

Early K-12

Students Served

535

School Year Opened

2004-2005

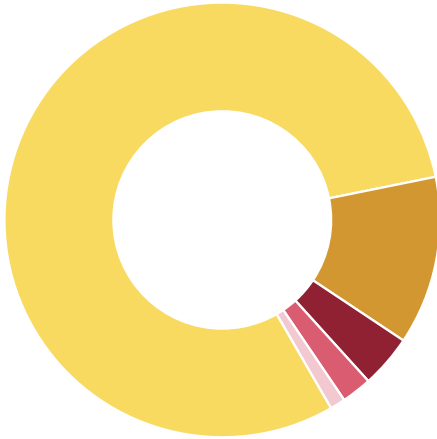
Managed By Accel Since

2015-2016



2024-2025 Annual Report

Student Demographics



BLACK
80%
HISPANIC
12.6%
MULTI-RACIAL
3.9%
WHITE
2.3%
OTHER
1.2%

NOTE: If Enrollment is less than 10, results are Not Calculated

Special Populations

Students with Disabilities	13.7%
Economically Disadvantaged	100%
Student Mobility Rate	24.3%
Attendance Rate	77.8%

Progress towards Goals

The percentage proficient in **ELA** increased from 35.6% in 2023-2024 to 42.7% in 2024-2025.

The percentage proficient in **Math** increased from 14.1% in 23-24 to 18.1% in 2024-25.

Discipline occurrences decreased by 19% from 2023 to 2025. The **5 Year Graduation rate** increased from 68.8% to 81.8%.



State Report Card

Performance Index Score 60.3	Overall Rating ★★★
Achievement Component ★★	College, Career, Workforce, & Military Readiness ★★★
Progress Component ★★★	Gap Closing Component ★★★



Our Academic Goals

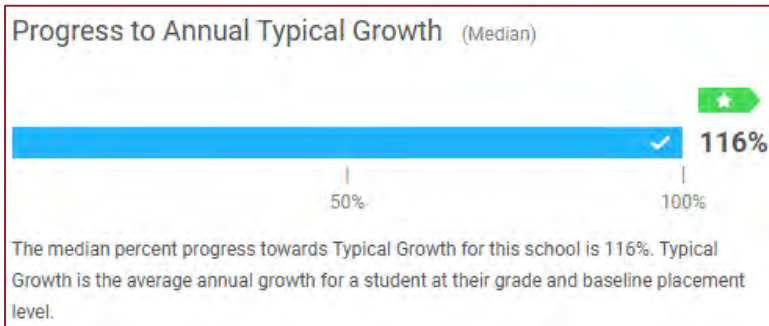
- #1 By FY2028, the overall percentage of students reaching proficiency or above on state tests in **English Language Arts** and **Mathematics** will increase by 10%.
- #2 By FY2028, **Discipline Occurrences** will decrease by 10.0%.
- #3 By FY2028, the **graduation rate** will increase by 5%.



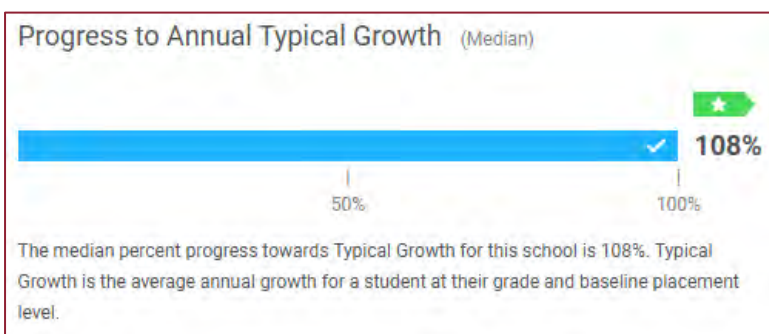
2024-2025 Annual Report




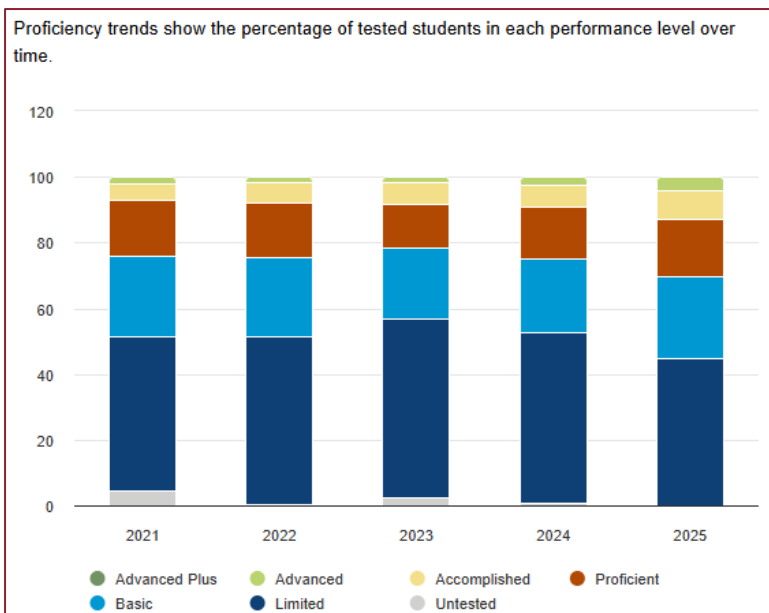
iReady Data Reading



iReady Data Mathematics



Percent Proficient at Columbus Arts and Technology Academy



OUR HIGHLIGHTS

Academic:

- 5 Point increase in Performance Index
- 3 Stars in College, Career, Workforce, and Military Readiness, Progress, and Gap Closing
- Career Focused Programs

Partnerships:

- Roller Skating Fundraiser with United Skates of America
- Franklin County Sheriff's Dept.
- The Gatwick School in the UK

Community:

- I-Ready Ice Cream Celebration
- Donuts with Dads
- Open House and Book Fair
- ESL Night
- Muffins with Moms

Student Life

- Homecoming (HS)
- Athletics
- Field Trips
- Class Pets
- Student Council
- Students of the Month
- 4H Littles Program for 1-5th graders

Staff Accolades

- Employee of the Month

2024-2025 Annual Report



Financial Data:

State Sources	\$5,968,706
Federal Sources	\$918,219
Local Sources	\$60,995
Total Revenue	\$6,947,919

Salary & Wages	\$2,739,009
Employee Benefits	\$718,279
Purchased Services	\$2,990,803
Supplies & Materials	\$444,421
Capital Outlay	\$145,302
Other Expenses	\$337,279
Total Expenses	\$7,375,093

(1) Numbers in \$M

(2) At the time of publication, 2025 fiscal year data was not available from the Ohio Auditor of State. For updated information visit: www.auditor.state.oh.us

Sponsor Statement:

Ohio Council of Community Schools (OCCS) uses various methods to evaluate the school's performance including published tests and other academic scores such as the Ohio Department of Education & Workforce Local Report Card and supporting data. OCCS regional representatives visit our partner schools regularly ensuring compliance with federal, state, and contractual requirements.